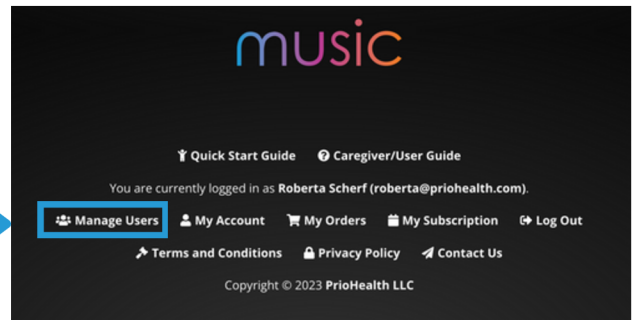


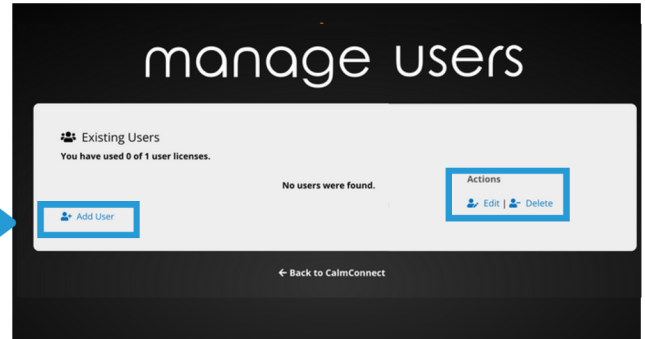
calmconnect

Manage Users

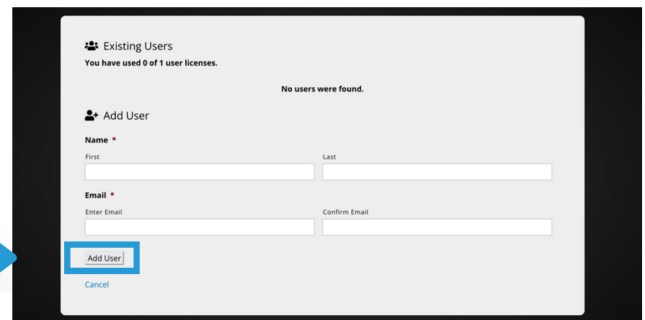
Log in to your CalmConnect account and select Manage Users.



From here, you can add new users and edit or delete current users. To add a new user, select Add User.



Enter the required information. When complete, select the Add User button.



The new user will receive an email from PrioHealth with a link to CalmConnect and an automatically generated password. Users may change their password in “My Account” settings.

The account manager will receive an email confirmation after adding or deleting a user.